

DUO-LINK 4 App Installation Instructions

Plug the DUO-LINK OTG Flash Drive model #LA01 into the lightning port of your iPhone or iPad.



Model #LA01



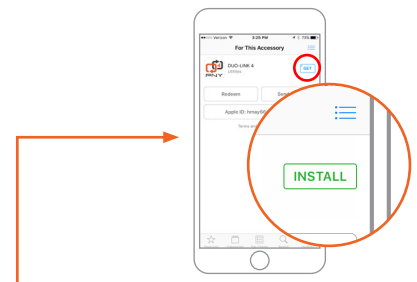
App Not Installed message appears. Tap App Store button.



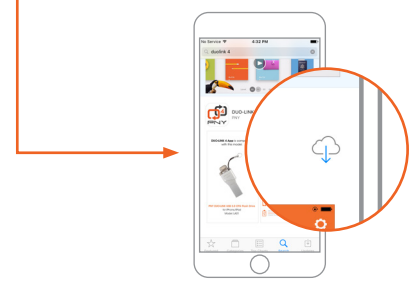
No message appears. Tap App Store icon.



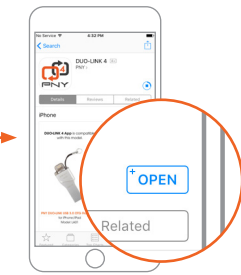
Tap Search icon and type "DUO-LINK 4" in the Search field.



DUO-LINK 4 app page and GET button appears. Look for "DUO-LINK 4" and the image of the drive to confirm that you have the correct app. Tap GET button. Then tap INSTALL button.



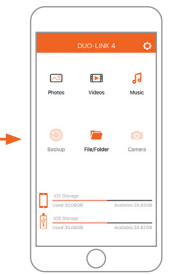
DUO-LINK 4 app page and cloud icon appears. Look for "DUO-LINK 4" and the image of the drive to confirm that you have the correct app. Tap cloud icon.



Wait for the app to download and then tap OPEN button.



PNY DUO-LINK informational screens appear. Tap Next to move to the next screen.



The DUO-LINK 4 app home screen will appear. Ready for use.